

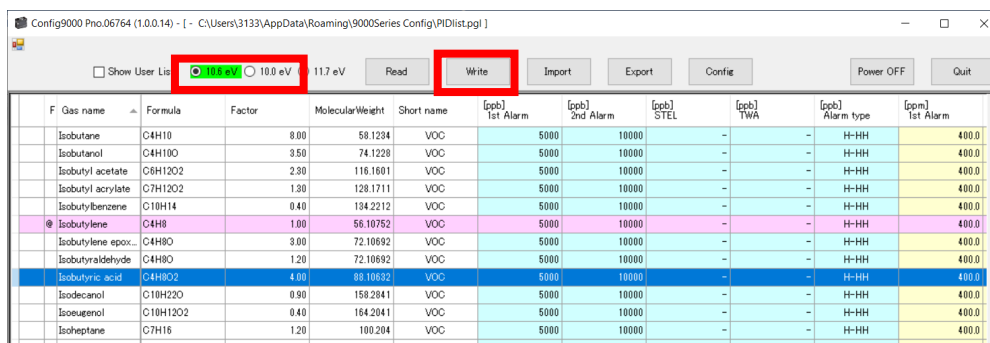
VOC conversion gas list Update manual

This manual explains the procedure for updating the VOC conversion gas list on models equipped with PID sensors, such as the GX-9000 and GX-6100. The update is performed using the configuration software for each model (e.g., MT-9000 Series, MT-GX-6100). For basic operations, please refer to the Operating manual of the corresponding configuration software.

[Update Procedure]

In the section "PID Gas List Function" click on "Import".

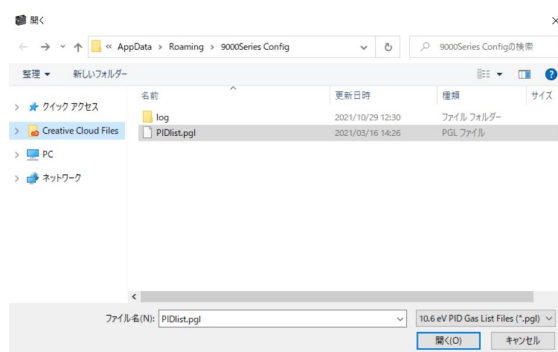
By selecting either 10.6eV or 10.0eV, you can choose which list to update.



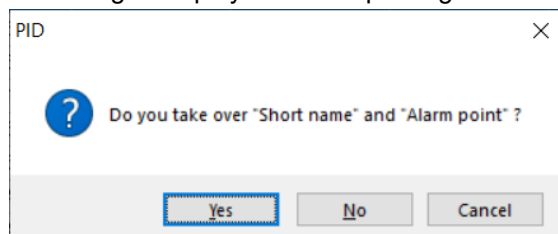
Imports gas table data from a separate file and updates the gas table data displayed.

更新 eV	File name (e.g.)
10.6	【“Model” VOC conversion gas list】10.6eV Ver.x.x.x (xxxx.x~)
10.0	【“Model” VOC conversion gas list】10.0eV Ver.x.x.x (xxxx.x~)

Select the file, then click [Open].



The following confirmation dialog is displayed when updating data:



Clicking [Yes] updates the gas table data including abbreviated names and alarm setpoints.

Clicking [No] updates the gas table data not including abbreviated names and alarm setpoints.

Clicking [Cancel] cancels updating the gas table data.

When exiting, a confirmation regarding saving the settings will appear. Click "Yes" to complete the process.